



ACCORD '08- (Middle East Type)

TH-1833G

MIRROR CONVEX GLASS BASE

TH-1833GH


MIRROR CONVEX GLASS BASE W/ HEATED

TH-1833AG

MIRROR ASPHERICAL GLASS BASE

TH-1833AGH

MIRROR ASPHERICAL GLASS BASE W/ HEATED



CIVIC 16#VALVE 1988/90

TH-2035

LEVER TYPE



CIVIC K600 '92-'95

TH-1823-3


(VM-254 2D)

LEVER TYPE, 2-DOOR

TH-1823-5

(VM-254 4D)

LEVER TYPE, 4-DOOR



CIVIC K600 '92-'95

TH-1824-3


(VM-254E 2D)

ELECTRIC TYPE, 2-DOOR

TH-1824-5

(VM-254E 4D)

ELECTRIC TYPE, 4-DOOR



CIVIC K800 '96-'01

TH-1821-3

(VM-256 2D)

ELECTRIC TYPE, 2-DOOR

TH-1821-5

(VM-256 4D)

ELECTRIC TYPE, 4-DOOR

TH-1822-3

(VM-256B 2D)

LEVER TYPE, 2-DOOR

TH-1822-5

(VM-256B 4D)

LEVER TYPE, 4-DOOR



CIVIC '06-

TH-1827 (VM-246)
MANUAL TYPE, CONVEX GLASS



CIVIC '06-

TH-1827E (VM-6246E)
ELECTRIC TYPE, CONVEX GLASS

TH-1827EB (VM-6246EB)
ELECTRIC, POWER FOLDABLE, CONVEX GLASS



CIVIC '06-

TH-1827E-00 (VM-246E)
ELECTRIC TYPE, CONVEX GLASS, W/LED LAMP

TH-1827HE-00 (VM-246EH)
ELECTRIC, HEATED, CONVEX GLASS, W/LED LAMP

TH-1827EB-00 (VM-246EB)
ELECTRIC, POWER FOLDABLE, CONVEX GLASS, W/LED LAMP

TH-1827HEB-00 (VM-246EBH)
ELECTRIC, HEATED, POWER FOLDABLE, CONVEX GLASS, W/LED LAMP

TH-1827EBF-00 (VM-246NEB)
ELECTRIC, POWER FOLDABLE, CONVEX GLASS, W/LED LAMP & FOOT LAMP

TH-1827HEBF-00 (VM-246NEBH)
ELECTRIC, HEATED, POWER FOLDABLE, CONVEX GLASS
W/LED LAMP & FOOT LAMP



CIVIC (Sedan) '12-

TH-1839E-00 (VM-6247NEP)
ELECTRIC, PRIMED COVER, W/LED LAMP (LH / RH : CONVEX GLASS)

TH-1839HE-00 (VM-6247NEHP)
ELECTRIC, HEATED, PRIMED COVER, W/LED LAMP
(LH: ASPHERICAL, RH: CONVEX)

TH-1839HEB-00 (VM-6247NEB)
ELECTRIC, HEATED, POWER FOLDABLE, PRIMED COVER, W/LED LAMP
(LH: ASPHERICAL / RH: CONVEX)



CIVIC (Sedan) '12-

TH-1839HS (VM-6247CP)
MIRROR PRIMED COVER ONLY



CITY '03-'08

TH-1829 (VM-6256)
MANUAL TYPE, CONVEX GLASS

TH-1829E (VM-6256E)
ELECTRIC TYPE, CONVEX GLASS

TH-1829EB (VM-6256EB)
ELECTRIC, POWER FOLDABLE, CONVEX GLASS



CRV I '97-'02

TH-2204EP (VM-276EP)
ELECTRIC TYPE, CONVEX GLASS, PRIMED COVER



CRV I '97-'02

TH-2204EC (VM-276EC)
ELECTRIC TYPE, CONVEX GLASS, CHROME COVER



CRV II '02-'07

TH-1825E (VM-6276E)
ELECTRIC TYPE, CONVEX GLASS

TH-1825HE (VM-6276EH)
ELECTRIC, HEATED, CONVEX GLASS

TH-1825EB (VM-6276EB)
ELECTRIC, POWER FOLDABLE, CONVEX GLASS

TH-1825HEB (VM-6276EBH)
ELECTRIC, HEATED, POWER FOLDABLE, CONVEX GLASS



CRV II '02-'07 (PERFORMANCE TYPE)

- TH-1825E-00** ELECTRIC TYPE, **W/LED LAMP & FOOT LAMP**
- TH-1825HE-00** ELECTRIC, HEATED, **W/LED LAMP & FOOT LAMP**
- TH-1825EB-00** ELECTRIC POWER FOLDABLE, **W/LED LAMP & FOOT LAMP**
- TH-1825HEB-00** ELECTRIC, HEATED, POWER FOLDABLE, **W/LED LAMP & FOOT LAMP**



CRV III '07-

- TH-1835E** (VM-6277E)
ELECTRIC TYPE, CONVEX GLASS
- TH-1835HE** (VM-6277EH)
ELECTRIC, HEATED, CONVEX GLASS
- TH-1835EB** (VM-6277EB)
ELECTRIC, POWER FOLDABLE, CONVEX GLASS
- TH-1835HEB** (VM-6277EBH)
ELECTRIC, HEATED, POWER FOLDABLE, CONVEX GLASS



CRV III '07-

- TH-1835E-00** (VM-6278E)
ELECTRIC TYPE, CONVEX GLASS, **W/LED LAMP**
- TH-1835HE-00** (VM-6278EH)
ELECTRIC, HEATED, CONVEX GLASS, **W/LED LAMP**
- TH-1835EB-00** (VM-6278EB)
ELECTRIC, POWER FOLDABLE, CONVEX GLASS, **W/LED LAMP**
- TH-1835HEB-00** (VM-6278EBH)
ELECTRIC, HEATED, POWER FOLDABLE, CONVEX GLASS, **W/LED LAMP**



CRZ '10- (PRIMED COVER)

- TH-1838E-00** (VM-6275E)
ELECTRIC TYPE, ASPHERICAL GLASS BASE, **W/LED LAMP**
- TH-1838EB-00** (VM-6275EB)
ELECTRIC, POWER FOLDABLE, ASPHERICAL GLASS BASE, **W/LED LAMP**
- TH-1838HEB-00** (VM-6275EBH)
ELECTRIC, HEATED, POWER FOLDABLE, ASPHERICAL GLASS BASE,
W/LED LAMP (13-hole, 9-pins connector)



FIT / JAZZ '06-'08

TH-1828E

ELECTRIC TYPE, CONVEX GLASS, 3-PINS
U.S TYPE, HOUSING SIZE:137mm x 187mm



FIT / JAZZ '04-'08

TH-1828-00 (VM-6254)

MANUAL TYPE, CONVEX GLASS, W/ LED LAMP

TH-1828E-00 (VM-6254E)

ELECTRIC TYPE, CONVEX GLASS, W/ LED LAMP

TH-1828HE-00 (VM-6254EH)

ELECTRIC, HEATED, CONVEX GLASS, W/ LED LAMP

TH-1828EB-00 (VM-6254EB)

ELECTRIC, POWER FOLDABLE, CONVEX GLASS, W/ LED LAMP

TH-1828HEB-00 (VM-6254EBH)

ELECTRIC, HEATED, POWER FOLDABLE, CONVEX GLASS, W/ LED LAMP



FIT / JAZZ '08- (BLACK PRIMED COVER)

TH-1836E (VM-6257EP)

ELECTRIC TYPE, CONVEX GLASS

TH-1836HE (VM-6257EHP)

ELECTRIC, HEATED, CONVEX GLASS, (6-hole, 5-pins connector)

TH-1836EB (VM-6257EB)

ELECTRIC, POWER FOLDABLE, CONVEX GLASS



FIT / JAZZ '08- (BLACK PRIMED COVER)

TH-1836E-00 (VM-6257NEP)

ELECTRIC TYPE, CONVEX GLASS, W/ LED LAMP

TH-1836EB-00 (VM-6257NEB)

ELECTRIC, POWER FOLDABLE, CONVEX GLASS, W/ LED LAMP

TH-1836HEB-00 (VM-6257NEB)

ELECTRIC, HEATED, POWER FOLDABLE, CONVEX GLASS, W/ LED LAMP
(13-hole, 9-pins connector)

INSIGHT '09- (PRIMED COVER)

TH-1837E (VM-6258E)

ELECTRIC TYPE (6-hole, 3-pins connector)

TH-1837EB (VM-6258EB)

ELECTRIC TYPE, POWER FOLDABLE

TH-1837E-00 (VM-6258NE)

ELECTRIC TYPE, **W/ LED LAMP**

TH-1837HE-00 (VM-6258NEH)

ELECTRIC, HEATED, **W/ LED LAMP** (13-hole, 7-pins connector)

TH-1837EB-00 (VM-6258NEB)

ELECTRIC, POWER FOLDABLE, **W/ LED LAMP**


TH-1837HEB-00 (VM-6258NEBH)

ELECTRIC HEATED, POWER FOLDABLE, **W/ LED LAMP**
(13-hole, 9-pins connector)



TH-1211

ACCORD CIVIC 1986
(DAY & NIGHT GLASS)




TH-1239

CIVIC 1200



TH-1217

ACCORD 16V
(DAY & NIGHT GLASS)



TH-1237

ACCORD CIVIC 1982
(DAY & NIGHT GLASS)



®

**HIGH PERFORMANCE SPORT MIRROR (M3-TYPE)
ANTI-GLARE, ASPHERICAL BLUE GLASS (LHD-ONLY)
FOR HD-SERIES UPGRADE**

**FOR: TH-1823-5 (VM-254 4D) UPGRADE
CIVIC K-600 4D '92-'95**



TH-873-00 R/L
MANUAL TYPE, W/LED LAMP



TH-873-01 R/L
MANUAL TYPE



TH-873-02 R/L
ELECTRIC TYPE, W/LED LAMP



TH-873-03 R/L
ELECTRIC TYPE

**FOR: TH-1821-5 (VM-256 4D) UPGRADE
CIVIC K-800 4D '96-'01**



TH-875-00 R/L
MANUAL TYPE, W/LED LAMP



TH-875-01 R/L
MANUAL TYPE



TH-875-02 R/L
ELECTRIC TYPE, W/LED LAMP



TH-875-03 R/L
ELECTRIC TYPE

All trademarks and vehicle models (including their names and pictures) mentioned in this catalogue are for reference only.
Our production is not original replacement parts but interchangeable against original parts.



**HIGH PERFORMANCE SPORT MIRROR (M3-TYPE)
ANTI-GLARE, ASPHERICAL BLUE GLASS (LHD-ONLY)
FOR HD-SERIES UPGRADE**

**FOR: TH-1823-3 (VM-254 2D) UPGRADE
CIVIC K-600 2D '92-'95**



TH-871-00 R/L
MANUAL TYPE, W/LED LAMP



TH-871-01 R/L
MANUAL TYPE



TH-871-02 R/L
ELECTRIC TYPE, W/LED LAMP



TH-871-03 R/L
ELECTRIC TYPE

**FOR: TH-1821-3 (VM-256 2D) UPGRADE
CIVIC K-800 2D '96-'01**



TH-872-00 R/L
MANUAL TYPE, W/LED LAMP



TH-872-01 R/L
MANUAL TYPE



TH-872-02 R/L
ELECTRIC TYPE, W/LED LAMP



TH-872-03 R/L
ELECTRIC TYPE

All trademarks and vehicle models (including their names and pictures) mentioned in this catalogue are for reference only.
Our production is not original replacement parts but interchangeable against original parts.